



Info Salons Infotracker App

The Info Salons “Infotracker” App allows you to capture and qualify leads straight from your own smartphone or tablet and follow up instantly.

To successfully run and use this App, Info Salons recommends that your device has at least 2 GB of free memory available. Please close any running Apps to ensure at least this amount of memory is available.

Warning

Do not use “jailbroken” devices. If you chose to use the Infotracker App on a “jailbroken” device you do so at your own risk as leads may be overwritten or lost. Info Salons accepts no responsibility for misuse.

Pricing

Please visit <https://uae.infotracker.app/> and select your show.

About Activation Keys

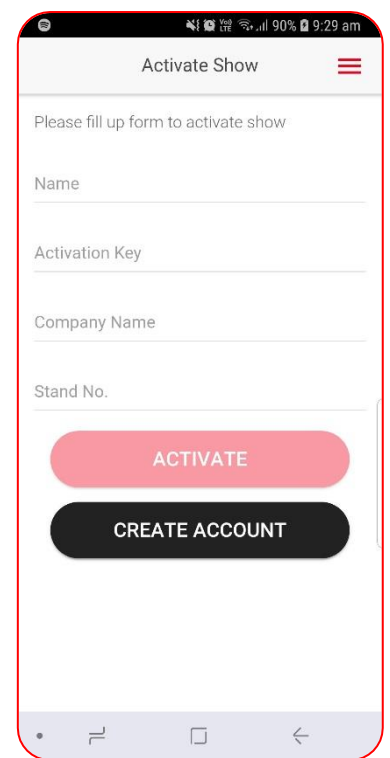
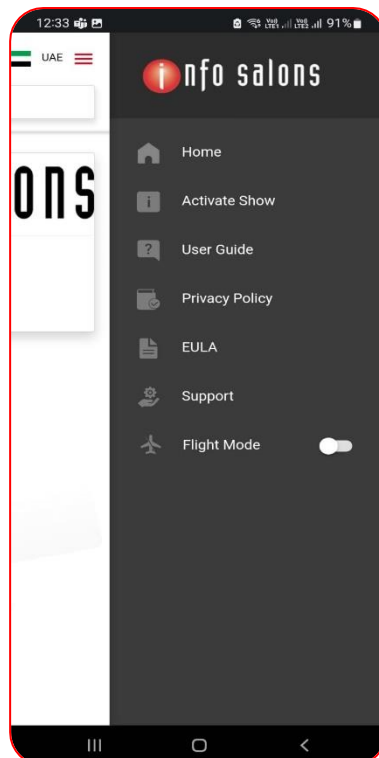
An Activation Key is required to access each event. Activation Keys are for single use only. Please ensure you purchase Activation Keys for the correct event. Activation Keys are show/event specific and cannot be used for other shows/events. If using multiple devices, please ensure you purchase a Key for each device.

Downloading the Infotracker App

The App can be downloaded via the Apple App Store or Google Play. The App can be found by searching “Infotracker” or “Info Salons”.

Activating the App

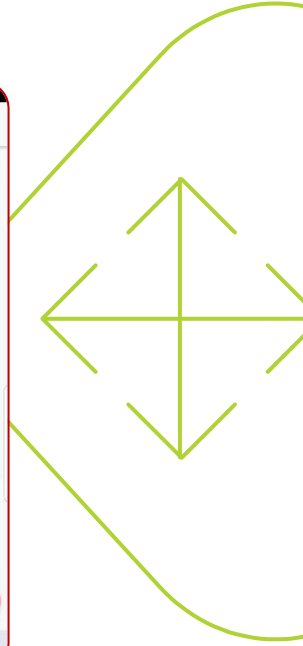
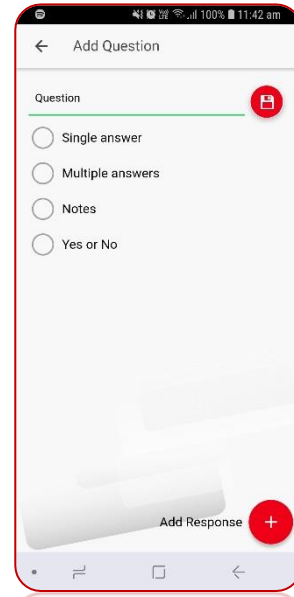
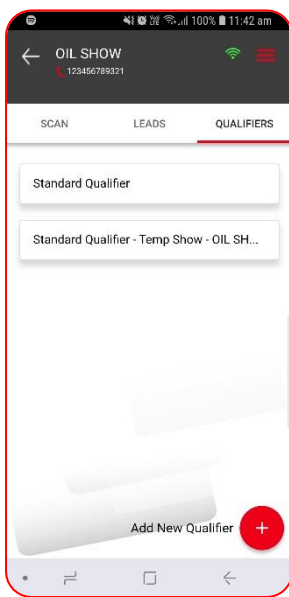
To activate the App, open the App and select the region in which you are exhibiting. Click on the menu icon in the top right hand corner and select “Activate Show”. Complete the information on the next screen and select “Activate”.



Customising your qualifiers

Qualifiers can be customised in your online portal/account. To customise your qualifiers, please login to your account and click on “Qualifiers” in the left hand menu. Click “Create Qualifiers”, select the show and complete your qualifiers. You can then synch these qualifiers with the device(s) you are using at the event. Alternatively, you can customise your qualifiers through the App. Please note, any changes to qualifiers made through the App will not synch to other devices.

To customise your qualifiers in the App, click on the Qualifiers tab and select the option on the bottom of the screen to add new qualifier. Add the name of your question(s) and press the save icon. You can then add responses. Remember to hit save when you have finished.





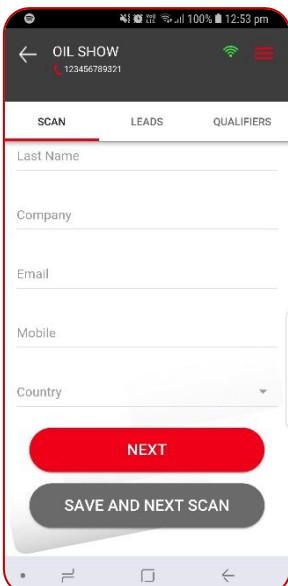
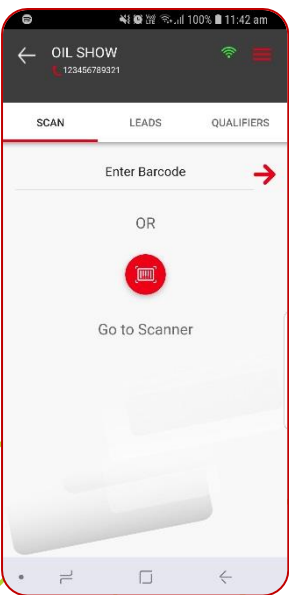
Capturing your leads

To capture your leads, click on the “Scan” tab on the top menu.

To scan a barcode, click on the red button and hover the camera over the bottom barcode. Please ensure you have given the App access to your camera.


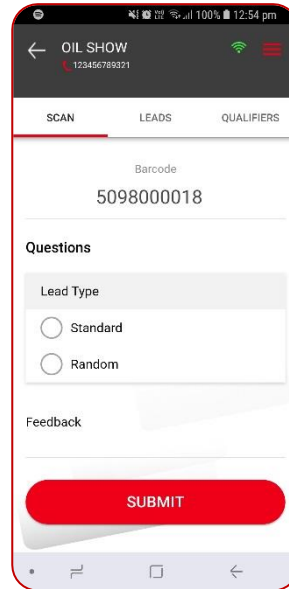
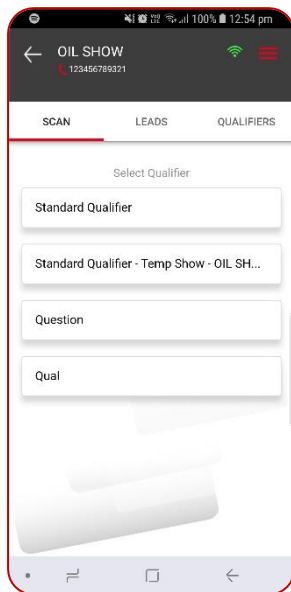
Always scan the bottom barcode of the visitor badge!

Once you have scanned the lead, you will be taken to the leads detail screen. If you have an internet connection, the leads details will populate in real time. Lead details can be edited from this screen. From here, select “Next” to qualify the lead or “Save & Next Scan” to return to the “Scan” screen. If you have an internet connection, the lead will be synched with your account immediately.



Qualifying your lead

To qualify your lead, select “Next” at the bottom and qualify the lead by ticking the boxes or making a Note.



Accessing your leads

To access your leads, please login to your online account. Your leads can be downloaded on the home screen of your account.

To download all of your leads, click the export icon next to the show you wish to download. The export function can also be found by clicking on “Shows” on the left hand menu.

Alternatively, you can download your leads by activation key. To download leads by activation key, click on the export icon next to the activation key for the leads you wish to download. This function can also be found by clicking on “Activation Keys” on the left hand menu.

Once you have selected to export your leads, they will be available for viewing in Excel.

Below is the matrix where Infotracker App is compatible

Android

Code name	Version	API level
Pie	9	API level 28
Oreo	8.1.0	API level 27
Oreo	8.0.0	API level 26
Nougat	7.1	API level 25
Nougat	7	API level 24
Marshmallow	6	API level 23
Lollipop	5.1	API level 22
Lollipop	5	API level 21

IOS

iPhone having IOS version **11** or later

iPhone XS	iPhone 6s
iPhone XR	iPhone 6s Plus
iPhone X	iPhone 6
iPhone XS Max	iPhone 6 Plus
iPhone 8 Plus	iPhone SE
iPhone 8	iPhone 5s
iPhone 7 Plus	iPhone 7